



Lohmann & Rauscher

ReadyWrap™

Clinically effective¹ and easy-to-use^{2,3}
adjustable compression wrap



ReadyWrap™

Adjustable compression garments for patients with venous and lymphatic diseases.

ReadyWrap™


Clinically-effective¹ and easy-to-use^{2,3} adjustable compression wrap

ReadyWrap is an adjustable variable compression wrap that provides patients and their caregivers an easy-to-use solution to support wound healing and oedema management.¹ This wrap provides clinically-effective compression therapy while supporting patient compliance with its unique alternating strapping system. With ReadyWrap, you can be certain your patients will have an effective and comfortable garment that easily adjusts to their limb and donning abilities.

Why choose ReadyWrap

ReadyWrap is better for patients

Easy to use², with colour-coded VELCRO® brand fasteners

- front-fastening short straps aid patient application and readjustment^{2,3}
- overlapping straps minimise user application error and can prevent undue loss of pressure if the patient does not apply the product perfectly¹
- low-profile design, allowing patients to wear their usual footwear⁴
- all products are available in black or beige 



ReadyWrap is clinically effective

Short stretch properties⁵ – Therapeutic working and tolerable lower resting pressure

- positive outcomes for leg ulcers^{2,3,6} and lymphoedema³ patients
- effective in the management of recurrent swelling (oedema) and ulceration⁶
- excellent SSL of between 16 and 23, similar to inelastic bandages⁵
- 50% overlapping straps prevent gapping and can accommodate changing limb circumference to contain and control oedema^{3,6}



ReadyWrap is cost-effective

ReadyWrap can provide cost savings associated with⁷⁻¹¹:

- time saved due to quicker and easier application of the device, in comparison to compression bandages
- reduced use of bandaging materials – ReadyWrap can be washed and reused over a period of six months
- can be easily applied by the patient or their carer
- can reduce the need for clinic visits due to self-care at home





A full holistic and vascular assessment should be carried out before treatment.

Indications

- Lymphoedema
- Chronic oedema
- Venous disease

Precautions

ABPI <0.8 – compression therapy should only be used under strict medical or vascular specialist supervision. Not suitable for ankle circumference of less than 18 cm unless padding is used to increase the ankle circumference to 18 cm or more. This system may be unsuitable where there is heavy exudate and for large wounds.

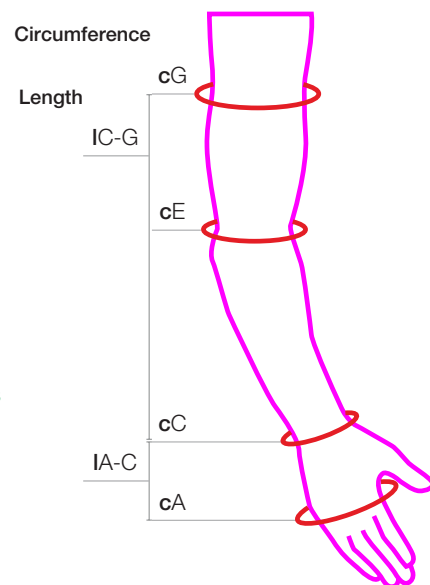
ReadyWrap™

Adjustable compression system for upper limbs

- 1 Pre-shaped curved straps adjust to the limb providing comfort and support
- 2 Inner liner arm sleeve for correct fitting
- 3 Colour coded VELCRO® brand fasteners makes application easy³



Contact your ReadyWrap distributor for Upper Extemity Measurement and Order Forms



ReadyWrap Arm

- Double-sewn liner allows for easy, one-handed donning and doffing
- Padded wrist and elbow to eliminate compression hot spots and provide additional comfort
- Bilateral design contours to both left and right arms

	Circumference (cm)			Length (cm) (IC-G)	REF	
	Wrist (cC)	Elbow (cE)	Axila (cG)		Beige	Black
Small	13.5-17	19-26	22-29	Short (up to 43cm)	104514	104515
				Average (up to 46cm)	104516	104517
				Tall (up to 49.5cm)	104518	104519
Medium	15.5-20	24-33	26-36	Short (up to 43cm)	104508	104509
				Average (up to 46cm)	104510	104511
				Tall (up to 49.5cm)	104512	104513
Large	17.5-23	29-40	31-43	Short (up to 43cm)	104502	104503
				Average (up to 46cm)	104504	104505
				Tall (up to 49.5cm)	104506	104507
X-Large	17.5-23	30-43	36-50	Short (up to 43cm)	104520	104521
				Average (up to 46cm)	104522	104523
				Tall (up to 49.5cm)	104524	104525



ReadyWrap Gauntlet

- Provides coverage of the wrist and hand
- Left and right specific design contours more naturally to the hand.
- Built-in padding for palm and dorsum helps provide consistent compression over bony prominences
- Pocket design allows for foam pads to provide additional support
- Designed to overlap the ReadyWrap Arm garment to reduce gapping

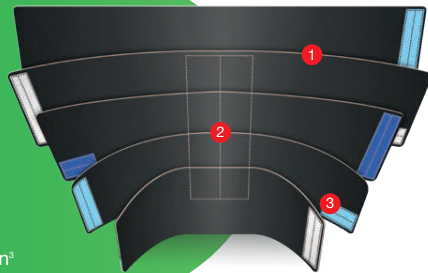
	Circumference (cm)		Length (cm) (IA-C)		REF	
	Palm (cA)	Wrist (cC)			Beige	Black
Small	18-20	13.5-17.0	up to 12.5	Right	104498	104499
				Left	104490	104491
Medium	20-22	15.5-20.0	up to 13.5	Right	104496	104497
				Left	104488	104489
Large	22-24	17.5-23.0	up to 14.5	Right	104494	104495
				Left	104486	104487
X-Large	24-26	19.5-26.0	up to 15.5	Right	104500	104501
				Left	104492	104493



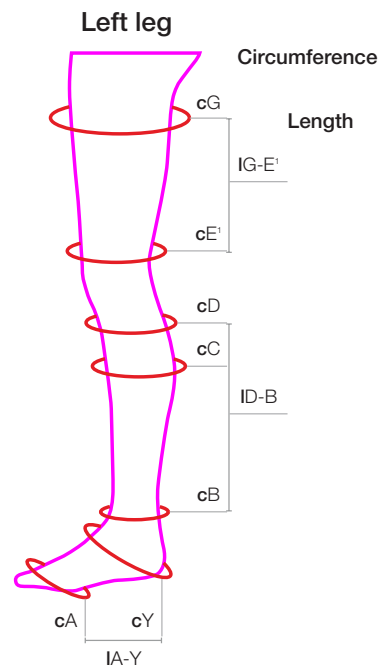
ReadyWrap™

Adjustable compression system for lower limbs

- 1 Pre-shaped curved straps adjust to the limb providing comfort and support
- 2 Unique wide calf muscle support spine for comfort, reduces stretch and maintains garment's shape
- 3 Colour coded VELCRO® brand fasteners – assists ease of application



Contact your ReadyWrap distributor for Lower Extremity Measurement and Order Forms



ReadyWrap Toes

- Unique design allows for adjustable toe girths
- Provides full foot coverage when paired with a ReadyWrap Foot unit
- Left and right specific design provides enhanced contouring

	Circumference (cm)		REF	
	Base of toes (cA)		Beige	Black
Small	18.0-20.4	Right	104416	104417
		Left	104406	104407
Medium	20.5-23.5	Right	104414	104415
		Left	104404	104405
Large	23.6-26.0	Right	104412	104413
		Left	104402	104403
X-Large	26.1-28.5	Right	104418	104419
		Left	104408	104409
XX-Large	28.6-31.0	Right	104420	104421
		Left	104410	104411



ReadyWrap Foot

- Left and right specific design and medial dart enhance contouring
- Easy to don, two strap design fits inside most shoes
- Overlaps with ReadyWrap Calf and ReadyWrap Toe units to help prevent gapping

	Circumference (cm)		Foot length (cm) (IA-Y)	REF		
	Anterior ankle/heel (cY)	Ankle (cB)		Beige	Black	
Small	28-33	18-23	up to 21	Right	104436	104437
				Left	104428	104429
Medium	30-38	20-28	up to 23	Right	104434	104435
				Left	104426	104427
Large	35-43	25-33	up to 26	Right	104432	104433
				Left	104424	104425
X-Large	40-48	30-38	up to 29	Right	104438	104439
				Left	104430	104431



ReadyWrap Foot SL NEW

- Easy to fit in shoe with slim, tubular design
- Regular and Long lengths available to ensure coverage of the foot
- Left and right specific design to enhance contouring and improve fit
- Overlaps ReadyWrap Calf and ReadyWrap Toe units to help prevent gapping

	Circumference (cm)		Foot length (cm) (IA-Y)		REF	
	Foot (cA')	Ankle (cB)			Beige	Black
Small	21-24	18-23	16-19cm (Regular)	Right	144425	144427
				Left	144424	144426
			20-28cm (Long)	Right	144429	144431
				Left	144428	144430
Medium	25-28	19-22	16-19cm (Regular)	Right	144433	144435
				Left	144432	144434
			19-22cm (Long)	Right	144437	144439
				Left	144436	144438
Large	29-32	25-33	16-19cm (Regular)	Right	144441	144443
				Left	144440	144442
			19-22cm (Long)	Right	144445	144447
				Left	144444	144446
X-Large	33-36	30-38	16-19cm (Regular)	Right	144449	144451
				Left	144448	144450
			19-22cm (Long)	Right	144453	144455
				Left	144452	144454



ReadyWrap Calf

- Can be worn with compression hosiery for additional support and protection
- Blocked spine reduces stretch and improves structural support
- Overlaps ReadyWrap Foot and ReadyWrap Knee garments to help prevent gapping

	Circumference (cm)		Length (cm) (IB-D)	REF	
	Ankle (cB)	Calf (cC)		Beige	Black
Small	18-23	28-38	up to 30	104450	104451
			up to 35	104452	104453
Medium	20-28	33-43	up to 30	104446	104447
			up to 35	104448	104449
Large	25-33	38-48	up to 30	104442	104443
			up to 35	104444	104445
X-Large	30-38	43-58	up to 30	104454	104455
			up to 35	104456	104457
XX-Large	35-43	53-68	up to 30	104784	104785
			up to 35	104786	104787



ReadyWrap Knee

- Easy, three-strap design provides a comfortable fit reducing pinching and high pressure points
- Overlaps ReadyWrap Calf and ReadyWrap Thigh to help prevent gapping

	Circumference (cm)		REF	
	Below Knee (cD)	Above Knee (cE')	Beige	Black
Small	28-38	38-48	104464	104465
Medium	33-43	45-58	104462	104463
Large	38-48	52-68	104460	104461
X-Large	43-58	59-78	104466	104467
XX-Large	53-68	66-88	104788	104789



ReadyWrap Thigh

- Low stretch material provides low resting and high working pressures from superior patella border to the groin
- Proximal strap helps accommodate straight and conical thighs
- Overlaps with the ReadyWrap Knee to help prevent gapping

	Circumference (cm)		Length (cm) (IE' - G)	REF	
	Above Knee (cE')	Groin (cG)		Beige	Black
	Small	38-48		48-63	up to 25
			up to 30	104480	104481
Medium	45-58	58-73	up to 25	104474	104475
			up to 30	104476	104477
Large	52-68	68-83	up to 25	104470	104471
			up to 30	104472	104473
X-Large	59-78	78-93	up to 25	104482	104483
			up to 30	104484	104485
XX-Large	66-88	88-103	up to 25	104790	104791
			up to 30	104792	104793



ReadyWrap Extender Strap

- Provides an additional 10 cm to a standard ReadyWrap strap
- "Y" clamp design helps ensure a secure fit
- Compatible with ReadyWrap Calf, ReadyWrap Knee and ReadyWrap Thigh

	REF	
	Beige	Black
One Size	304398	304399



ReadyWrap Liners

Select the ReadyWrap Liner which is closest to the equivalent ReadyWrap garment

- Each ReadyWrap lower limb garment (excluding ReadyWrap Toes) is supplied with a ReadyWrap Liner
- Additional liners can be purchased in pairs
- Designed to be used under ReadyWrap garments to protect skin
- Provide no therapeutic compression

For ReadyWrap below knee garments

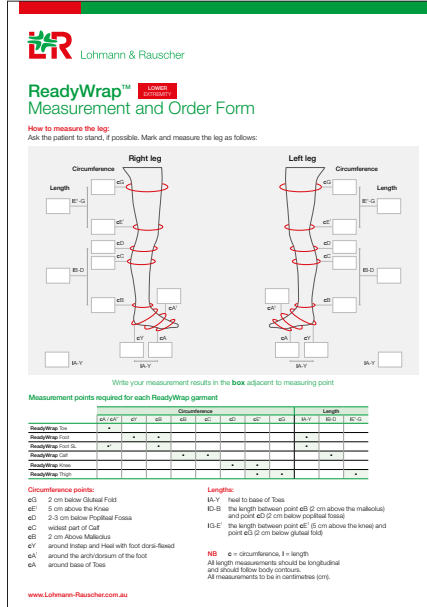
	REF
	Black
Small	136795
Medium	136796
Large	136797
X-Large	136798

For ReadyWrap Thigh garments

	REF
	Black
Small	136800
Medium	136801
Large	136802
X-Large	136803
XX-Large	136804



Contact your ReadyWrap distributor for Measurement and Order Forms



ReadyWrap™ Lower Limb Measurement and Order Form

How to measure the leg:
Ask the patient to stand, if possible. Mark and measure the leg as follows:

Right leg **Left leg**

Write your measurement results in the box adjacent to measuring point


Measurement points required for each ReadyWrap garment	Circumference								Length	
	ea	ef	eb	ec	ed	ee	ef	eg	hA-Y	hB-Y
ReadyWrap™ Full	*	*	*	*	*	*	*	*	*	*
ReadyWrap™ Full D	*	*	*	*	*	*	*	*	*	*
ReadyWrap™ Full	*	*	*	*	*	*	*	*	*	*
ReadyWrap™ Full	*	*	*	*	*	*	*	*	*	*

Circumference points:
 ea - 2 cm below Gluteal Fold
 eb - 5 cm above the Knee
 ec - 2-3 cm below Popliteal Fossa
 ed - widest part of Calf
 ee - 2 cm Above Malleolus
 ef - around instep and heel with foot dorsiflexed
 eg - around the arch/bottom of the foot
 ea - around base of toes

Lengths:
 hA-Y - heel to base of Toes
 hB-Y - The length between point ea (2 cm above the malleolus) and point eg (2 cm below popliteal fossa)
 hS-E - The length between point ef (5 cm above the knee) and point ee (2 cm below gluteal fold)

NB: e = circumference, l = length
 All length measurements should follow body contour and should follow body contours.
 All measurements to be in centimetres (cm).

www.Lohmann-Rauscher.com.au



ReadyWrap™ Upper Limb Measurement and Order Form

How to measure the arm:
Measure the arm in a supported and relaxed position with the elbow slightly flexed. The measurement points refer to the following anatomical landmarks:

Circumference points:
 ea - widest width of the palm, just below the metacarpal (phalangeal) joints
 ec - narrowest point of the wrist
 ee - around the elbow joint and into the crease of the elbow
 eg - top of the arm, just below the axillary crease

Lengths:
 hA-C - the length between point ea (widest width of the palm, just below the metacarpal/phalangeal joints) and point ec (narrowest point of the wrist)
 hC-D - the length between point ec (narrowest point of the wrist) and point ee (top of the arm, just below the axillary crease)
 NB: e = circumference, l = length
 All length measurements should follow body contour.
 All measurements to be in centimetres (cm).

Write your measurement results in the box adjacent to measuring point

Order Information

Order Date: _____ Patient Name: _____
 Patient Phone: _____ Patient Email: _____
 Clinician Name: _____ Institution/Organisation: _____
 Clinician Phone: _____ Clinician Email: _____

Delivery

Attn: _____
 Address: _____
 City: _____ State: _____ Postcode: _____

Billing Information

Bill to: _____
 Account #: _____
 Card #: _____
 Exp: ____/____/____ COV: _____

Products

ReadyWrap™ Full (per individual)	Quantity	ReadyWrap™ Full D (per individual)	Quantity
<input type="checkbox"/> Black <input type="checkbox"/> Blue		<input type="checkbox"/> Left <input type="checkbox"/> Right <input type="checkbox"/> Black <input type="checkbox"/> Blue	

Lohmann & Rauscher Pty Ltd. Suite 102, 121 Ferntree Gully Road, Mount Waverley, Victoria 3149, Australia
 Tel: +61 3 9579 8888 info@Lohmann.com.au
www.Lohmann-Rauscher.com.au

To discover more about ReadyWrap™ and additional resources, visit www.SupportforLife.com



For all queries relating to ReadyWrap as well as SwellSpots, Caresia, TributeNight or Exo products please contact your local distributor:

Medical Accessories of Australia
 11/43 Lang Parade Milton QLD 4064

Sources:

- Ehmann, S.; Bock, K. (2017). Critical evaluation of bandage alternative characteristics: a case series. EWMA Conference, Amsterdam, Netherlands.
- Hampton, S. (2016). The difficulty and the solution of compression therapy in a healed venous leg ulcer. Br J Community Nursing, 21(9), p34–p38.
- Ehmann, S. (2016). Multinational, pilot audit of a VELCRO adjustable compression wrap system for venous and lymphatic conditions. JWC, 25(9), p513–p520.
- Robert de Klerk, District Nurse, Buurtzorg Zeeburg, Amsterdam NL; Jeanette Muldoon, Activa Healthcare Ltd., L&R UK. How can VELCRO Compression Systems contribute in Wound Management. Annual Meeting of the European Wound Management Association (EWMA), Amsterdam 3–5 May 2017.
- Muldoon, J.; Hampton, S. (2017). Validity, Interrater and Intra-rater reliability of an Adjustable Compression Device Application, SAWC, San Diego 2017.
- Bock, K.J. (2016). Adjustable compression wraps can prevent ulcer re-occurrence in phlebolympedema; a case series. Poster presentation, SAWC, Austin 2016.
- Elvin, S. Cost efficacy of using Juxta CURESTM and UCSTM debridement cloths. Journal of Community Nursing, 2015; 29(2), p25–p28.
- Wigg, J; Lee, N. Redefining essential care in lymphoedema. Br J Community Nursing, 2014; 19: Chronic Supple, p24–p29.
- Bianchi, J; Mahoney, K; Nugent, L; Kenn, D. A fresh way to treat venous leg ulcers with measured compression. Br J Community Nursing 2013; 18(4), Suppl, p34–p40.
- Nugent, L. Juxta CURESTM: compression for healing venous ulcers. Br J Community Nursing, 2013; 18(5), p40–p45.
- Ellen Kuijper-Kuip, Skin and edematherapist – MediSkin – Total Skin Care; Jeanette Muldoon, Activa Healthcare Ltd., L&R UK. Meeting the practical and onomic challenges of managing skin and wounds using self-care as an option for patients with lymphedema. Annual Meeting of the European Wound Management Association (EWMA), Amsterdam, 3–5 May 2017.